



TFIIB Monoclonal Antibody

Catalog No	YP-Ab-01055
Isotype	IgG
Reactivity	Human;Mouse;Rat;Bovine;Chicken;Dog;Pig
Applications	WB;IHC;IF
Gene Name	GTF2B
Protein Name	Transcription initiation factor IIB
Immunogen	Purified recombinant human TFIIB protein fragments expressed in E.coli.
Specificity	TFIIB Monoclonal Antibody detects endogenous levels of TFIIB protein.
Formulation	Purified mouse monoclonal in buffer containing 0.1M Tris-Glycine (pH 7.4, 150 mM NaCl) with 0.2% sodium azide, 50% glycerol.
Source	Monoclonal, Mouse
Purification	Affinity purification
Dilution	Western Blot: 1/1000 - 1/2000. Immunohistochemistry: 1/500 - 1/1000. Immunofluorescence: 1/100 - 1/500. Not yet tested in other applications.
Concentration	1 mg/ml
Purity	≥90%
Storage Stability	-20°C/1 year
Synonyms	GTF2B; TF2B; TFIIB; Transcription initiation factor IIB; General transcription factor TFIIB; S300-II
Observed Band	
Cell Pathway	Nucleus . Chromosome . Non-acetylated form colocalizes with DNA in the G0/1, S and G2 phases of the cell cycle, but not during mitosis (PubMed:24441171). Acetylated form colocalizes at transcriptionally silent mitotic chromatids during mitosis at metaphase, anaphase, and telophase phases of the cell cycle (PubMed:24441171). .
Tissue Specificity	Expressed in the inner cell mass forming the embryoblast (PubMed:24441171). Not detected in cells from the outer thin layer trophoblast (at protein level) (PubMed:24441171).
Function	cofactor: Binds 1 zinc ion per subunit.,function: General factor that plays a major role in the activation of eukaryotic genes transcribed by RNA polymerase II.,similarity: Belongs to the TFIIB family.,similarity: Contains 1 TFIIB-type zinc finger.,subunit: Associates with TFIID-IIA (DA complex) to form TFIID-IIA-IIB (DAB-complex) which is then recognized by polymerase II. Interacts with the transcription elongation factor TCEA2. Interacts with HIV-1 Vpr. Interacts with GPBP1 (By similarity). Interacts with Epstein-Barr virus EBNA2.,
Background	general transcription factor IIB(GTF2B) Homo sapiens This gene encodes the general transcription factor IIB, one of the ubiquitous factors required for transcription initiation by RNA polymerase II. The protein localizes to the nucleus



where it forms a complex (the DAB complex) with transcription factors IID and IIA. Transcription factor IIB serves as a bridge between IID, the factor which initially recognizes the promoter sequence, and RNA polymerase II. [provided by RefSeq, Jul 2008],

matters needing attention

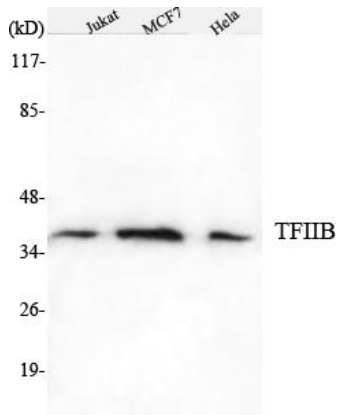
Avoid repeated freezing and thawing!

Usage suggestions

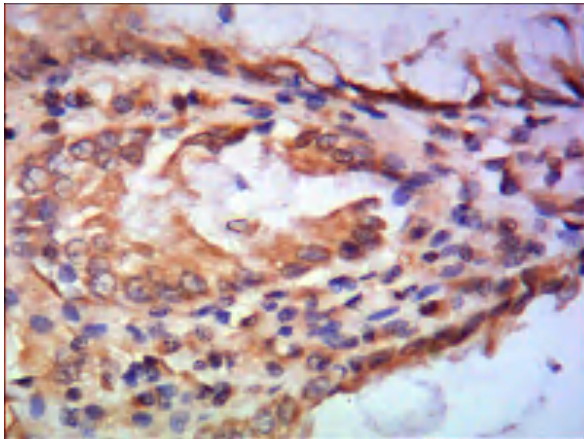
This product can be used in immunological reaction related experiments. For more information, please consult technical personnel.



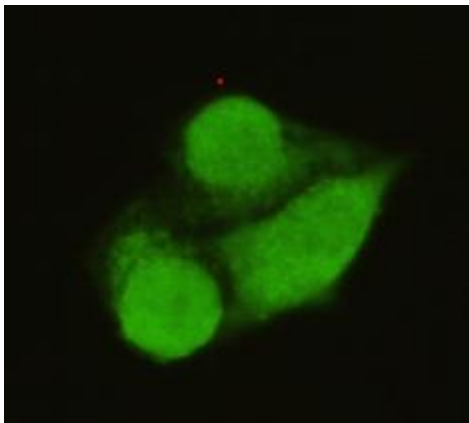
Products Images



Western Blot analysis using TFIIB Monoclonal Antibody against Jurkat, MCF7, HeLa cell lysate.



Immunohistochemistry analysis of paraffin-embedded human colon using TFIIB Monoclonal Antibody.



Immunofluorescence analysis of HeLa cells using TFIIB Monoclonal Antibody.